

RESEARCH REPORT ON TATA ELXSI

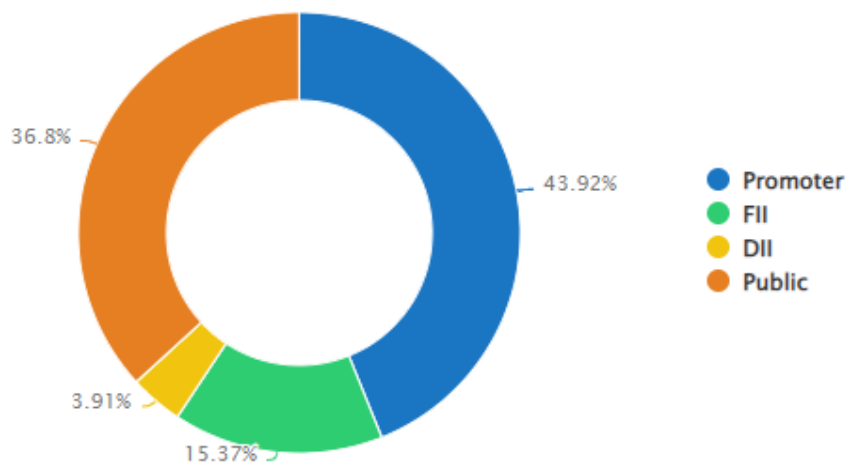


Tata Elxsi provides system integration and software development. The company provides hard core technology and strength in design. The company offers end-to end solution across the product lifecycle..The company also in the business segment of Systems Integration and Support, Software Development and Services.

➤ FUNDAMENTALS

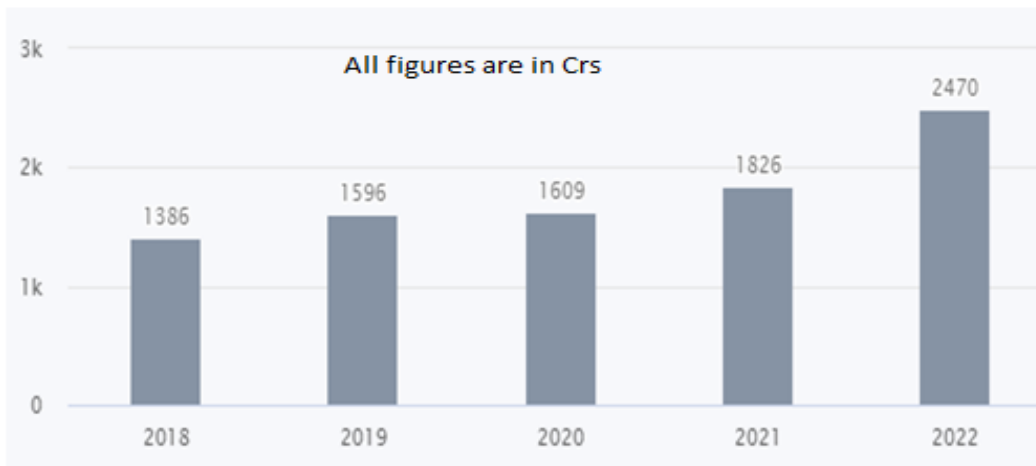
Market Cap	₹39,244Cr	ROE	37.23%
P/E Ratio(TTM)	58.58	EPS(TTM)	107.57
P/B Ratio	24.51	Dividend Yield	0.67%
Industry P/E	64.93	Book Value	271.70
Debt to Equity	0.11	Face Value	10

➤ SHAREHOLDING

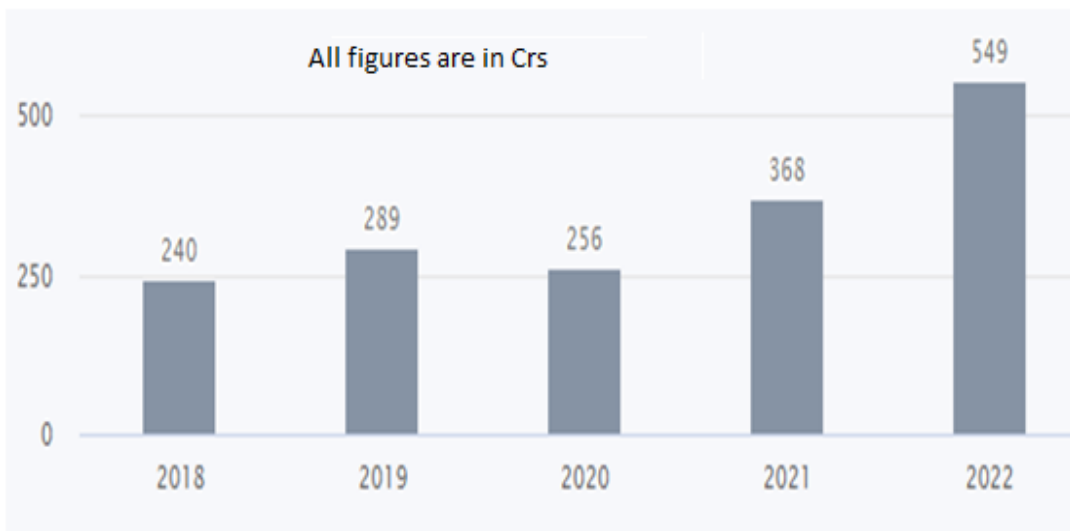


FINANCIALS

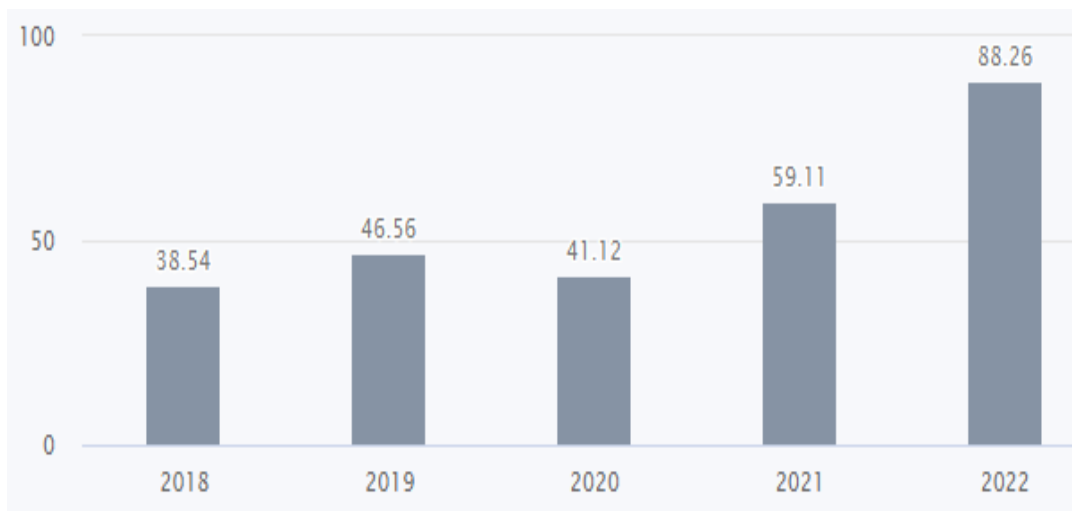
➤ REVENUE



➤ NET PROFIT



➤ **EPS**



➤ **BVPS**



➤ **ROE**



TECHNICAL VIEW



BUY TATA ELXSI AT 6550 TARGET 7400, 7950

STOP LOSS 5690 (1-3 MONTHS)

Community Sentiments



- 100% BUY
- 0% SELL
- 0% HOLD

100% of moneycontrol users recommend buying Tata Elxsi

RATIO ANALYSIS

ANNUAL	FY 2022	FY 2021	FY 2020
Return on Equity (%)	34.33	27.22	23.49
Return on Capital Employed (%)	42.91	35.65	30.55
Return on Assets (%)	25.34	21.44	18.43
Interest Coverage Ratio (x)	85.97	94.77	64.36
Asset Turnover Ratio (x)	1.27	1.18	115.90
Price to Earnings (x)	101.01	45.66	15.34
Price to Book (x)	34.39	12.40	3.60
EV/EBITDA (x)	66.76	28.31	8.12
EBITDA Margin (%)	32.79	30.78	24.93

Disclaimer: This research report is prepared by Shyam Advisory Limited, while making this report we have taken data from available sources and there may be errors in the data shown. We do not guarantee the accuracy of data and recommendation given in this report. Recommendation is for information purpose only.